


FISCHER® BROADCAST TRIA X SERIES 1052

*PROFESSIONAL TRIAX CONNECTORS FOR
AMERICAN-STANDARD BROADCAST CAMERAS*



STUDIOS



*REMOTE
LOCATIONS*



CAMERAS



*CONTROL
CENTERS*



FISCHER® CONNECTORS
CONNECT TO THE FUTURE™



PICTURE PERFECT

New! Professional Triax Connectors for American-Standard Broadcast Cameras



S E R I E S

1052

The Fischer® Video Triax Connector Series is engineered to meet the rigorous demands of the American-Standard broadcast industry. The high-performance Series 1052 completely intermates with standard triax connectors, providing superior quality and functionality. They are compatible with standard triax 3/8 in. and 1/2 in. 75 Ohm cables.

For more than 20 years, Fischer Connectors has been a major supplier of triax connectors to the international professional television market. The Series 1052 makes this performance, reliability and competitive pricing available to all users standardized on the American system, including:


- Networks
- Local stations
- Production companies
- Independent contractors

Fischer Series 1052 connectors promote picture integrity by protecting sensitive signals from RFI interference with integral shielding within the connector body, and by routing all signals through contacts plated with a minimum of 1 μm of gold – significantly more than competing products. Fischer connectors are constructed from solid brass, machined and chrome-plated bodies – easily withstanding the day-in-day-out use and abuse typical of the production broadcast environment.

Long-term reliability is also enhanced with Fischer's proven sealing system which guarantees resistance to rain and moisture, dirt and dust.

The Fischer 1052 Video Triax Connector System includes:

- Cable plugs and receptacles
- Chassis plugs and receptacles
- Sealing caps



SE 1052 A000 +

- Cable Plug
- IP65 sealing
- Alternate to Kings 7705
- See available Cable Clamp Assemblies



KE 1052 A000 +

- Cable Receptacle
- IP65 sealing
- Alternate to Kings 7703
- See available Cable Clamp Assemblies




DS 1052 A001

- Chassis Plug
- Alternate to Kings 7704-5 and 7704-6



DB 1052 A001

- Chassis Receptacle
- Alternate to Kings 7703-1 and 7704-2




DSR 1052 A000 +

- Chassis Plug with Cable Clamp
- IP65 sealing
- Alternate to Kings 7702-1, 7702-2 and 7702-3
- See available Cable Clamp Assemblies




KBE 1052 A000 +

- Chassis Receptacle with Cable Clamp
- Permits installation with cable pre-assembled
- IP65 sealing
- Alternate to Kings 7702-7, 7702-8 and 7702-9
- See available Cable Clamp Assemblies



1052.502

- Sealing Cap for Receptacles
- Heavy-duty lanyard prevents loss



1052.500

- Sealing Cap for Plugs
- Heavy-duty lanyard prevents loss



Cable Compatibility Guide

Normal Size	Cable Group	Cable O.D. (in.)	Cable Manufacturer	Cable Part Number	Contact Block and Clamp Set
3/8" (RG-59)	1	0.315	Belden	8232A	E3 1052.001.20 (SE) E3 1052.001.23 (KE)
			Mohawk	M50450	
			Nemal	1840	
	2	0.360	Belden	1856A	E3 1052.001.1 (SE) E3 1052.001.3 (KE)
				1857A	
				9267	
			CommScope	7811	
				7812	
				7814	
			Gepco	LVT61859	
				LVT61859S	
				VT61859	
			Mohawk	M80248	
			Nemal	1835	
1835F					
1/2" (RG-11)	3	0.475	Belden	8233A	E3 1052.001.30 (SE) E3 1052.001.33 (KE)
			CommScope	7820	
			Gepco	7820	
				7820PEF	
			VT61811		
	Mohawk	M50451			
	4	0.520	Belden	1858A	E3 1052.001.10 (SE) E3 1052.001.13 (KE)
				9192	
				9232	
			CommScope	7825	
				7826	
			Gepco	LVT61811	
			Mohawk	M52479	
			Nemal	1820	
1825					

NEW

NEW

Tooling



Contact Crimping	Ferrule Crimping	Wrenches
Hand Tool: TX00.242 Positioner: SE plug: 3/8 in. TX00.321 1/2 in. TX00.319 KE receptacle: 3/8 in. TX00.322 1/2 in. TX00.320	Hand Tool: TX00.245 Dies: 3/8 in. cable TX00.277 1/2 in. cable TX00.278	Cap Nut: TX00.022 7/8 in. (22 mm) Connector Body: TX00.025 1 in. (25 mm) Panel Nut: TX00.025 1 in. (25 mm)
Note: Fischer contacts and ferrules are also compatible with Kings tooling.		

Specification Chart

Impedance:	75 Ohms
Insertion Loss:	≤0.6 dB (≤1.5 GHz)
VSWR:	≤1.05 (0 - 0.5 GHz) ≤1.15 (0.5 - 1.0 GHz) ≤1.20 (1.0 - 1.5 GHz)
Contact Resistance:	≤3 milliOhm (per MIL-1344, Method 3002)
Shield Resistance:	≤2 milliOhm (per MIL-1344, Method 3002)
Ground Resistance:	≤10 milliOhm (per MIL-1344, Method 3003)
Test Voltage: Contact - Shield Shield - Ground	2.0 kVAC (rms) (per MIL-1344, Method 3001) 2.0 kVAC (rms) (per MIL-1344, Method 3001)
Operating Temperature:	-55°C to +135°C
Sealing:	IP65 (per IEC529)
Materials: Body Contacts Insulators Seals	Brass (nickel and chrome plated) Brass or Bronze (≥1 μm gold plated) Teflon® Silicone Rubber and TPE





Headquarters • Switzerland

W.W. FISCHER SA
CONNECTEURS ELECTRIQUES

CH-1134 Apples
Phone: (+ 41) 21-800 95 95
Fax: (+ 41) 21-800 39 24

North America

W.W. FISCHER INC
ELECTRONIC CONNECTORS

115 Perimeter Center Place
Atlanta, GA 30346
Phone: (U.S.A.) 800-551 0121
(Intl) (+1) 770-352 0606
Fax: (+1) 770-352 0992
Internet: www.fischerconnectors.com
E-mail: mail@fischerconnectors.com

United Kingdom

W.W. FISCHER LTD
ELECTRICAL CONNECTORS

Unit 6, Stratfield Park,
GB-Waterlooville, Hampshire, PO7 7XN
Phone: (+ 44) 1705-241 122
Fax: (+ 44) 1705-257 596
Internet: www.fischerconnectors.co.uk
E-mail: sales@fischerconnectors.co.uk

Germany

W.W. FISCHER GMBH
ELEKTRISCHE STECKVERBINDER

Bucher Strasse 2
D-85614 Kirchseeon-Eglharting
Phone: (+ 49) 8091-55 83 0
Fax: (+ 49) 8091-55 83 23
Internet: www.fischerconnectors.de
E-mail: mail@fischerconnectors.de

France

W.W. FISCHER SARL
CONNECTEURS ELECTRIQUES

4, Place Felix Eboue
F-75583 Paris Cedex 12
Phone: (+ 33) 1 5578 2578
Fax: (+ 33) 1 5578 2575
Internet: www.fischerconnectors.fr
E-mail: mail@fischerconnectors.fr

Italy

W.W. FISCHER SRL
CONNETTORI ELETTRICI

Via Manzoni 32-34,
I-20052 Monza
Phone: (+ 39) 39-321 275
Fax: (+ 39) 39-326 766
Internet: www.fischerconnectors.it
E-mail: mail@fischerconnectors.it